



Paying Deferred SDCs

Once the permits have been issued and the SDCs have been deferred for your project, you can pay them at any point up until requesting the Final Building Inspection. You will not be able to schedule this inspection until the SDCs are paid. There will be a Condition on your permit application, which you can view through your Portal Account:

Conditions ☺

Condition	Status	Category
SDC Deferral Review	Open	Prior to Final Building Inspection

Department: Community Development

Expiration Date:

Due Date:

Description: All deferred SDCs must be paid before final inspections can be requested. SDC fees can be paid by adding a revision to your permit in portal (Pay Deferred SDCs). Once payments have been received in full and/or final SDC deferral review is complete, the customer may request their final inspection. Please refer to payment instructions included in your documents and images section in portal.

PLEASE NOTE: Once you complete the “Add a Revision” process to pay the deferred SDCs, you will **NOT** be able to schedule **ANY** inspections until the fees are actually paid. To avoid this issue, please be prepared to pay the fees after completing the “Add A Revision” process.

You can begin the process to pay the deferred SDCs through your Portal account. Follow these steps:

1. Log in to your Portal Account
2. Locate the permit under “My Items” and click **Add A Revision or Deferred Submittal**:

My Building Permit, Permanent Sign & SDC Estimate Applications (2) ☺

Filter Applications:
Show Active (1 of 2) ▼

Application Number	Address	Type	Status	Date Created
PRNC202507176	353 NE 2ND ST, BEND, OR 97701	New Construction/Installation	Permit(s) Issued	12/01/2025

Description: Commercial with SDC Deferral

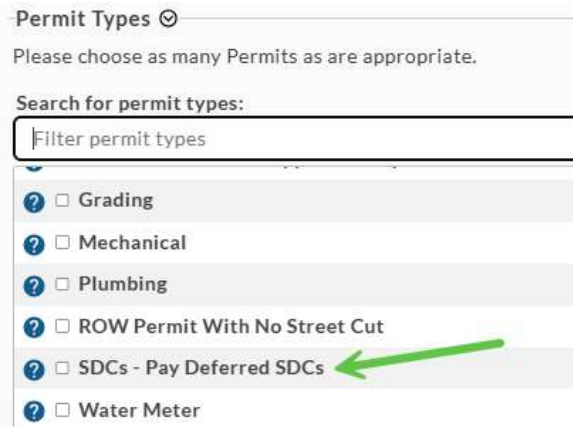
[Add A Revision or Deferred Submittal](#) [View Open Conditions](#) [Request Inspection](#)



Accommodation Information for People with Disabilities

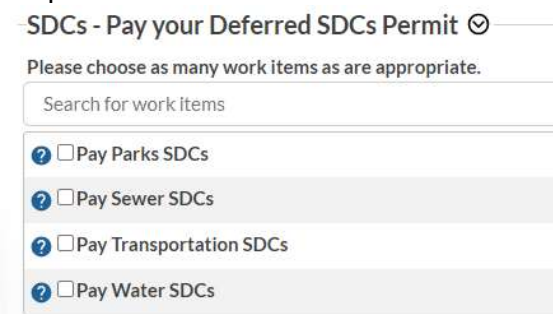
To obtain this information in an alternate format such as Braille, large print, electronic formats, etc. please contact the Development Services Division at development@bendoregon.gov or (541) 388-5580; Relay Users Dial 7-1-1.

3. Under Permit Types select **SDCs – Pay your Deferred SDCs** (scroll to bottom of list)

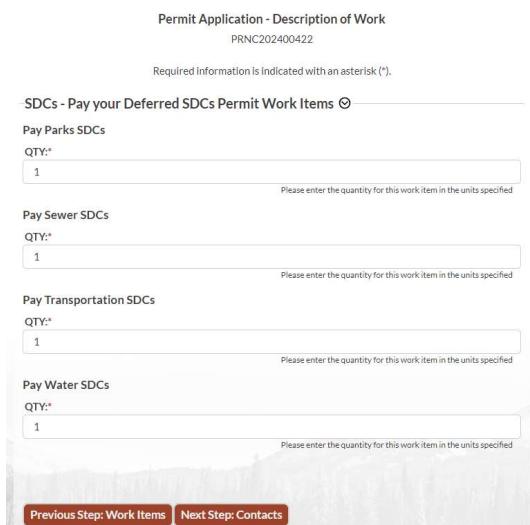


4. Under Work Items select one or more of the SDC categories that you intend to pay. **DO NOT** select categories that you did not defer (ie: Commercial developments should not select the Pay Parks SDCs, etc)

NOTE: You do not need to pay all categories at the same time, however all SDCs must be paid prior to Final Inspection.



5. Under Description of Work you do not need to change any of the values (quantity will be 1 in each category selected on the Work Items page). Click on the Next Step: Contacts button



Accommodation Information for People with Disabilities

To obtain this information in an alternate format such as Braille, large print, electronic formats, etc. please contact the Development Services Division at development@bendoregon.gov or (541) 388-5580; Relay Users Dial 7-1-1.

6. Continue through the remaining screens to the Review & Submit screen.
7. Verify the totals for the SDCs and the Recovery Fee(s), and then submit the application.
8. You will now be able to pay your SDCs either online or at the Permit Counter.

Once your SDC fees have been paid and the only remaining inspection is Final Building Inspection, CityView will send an email to the Development Services Team. A Program Technician will resolve any outstanding conditions related to the deferred SDCs.

If you have any questions, please contact Development Services at Development@bendoregon.gov.



Accommodation Information for People with Disabilities

To obtain this information in an alternate format such as Braille, large print, electronic formats, etc. please contact the Development Services Division at development@bendoregon.gov or (541) 388-5580; Relay Users Dial 7-1-1.